

\LaTeX Template for Online Journal – Measurement Science Review, Instructions for Authors

ForenameA SurnameA^{1*}, ForenameB SurnameB², ForenameC SurnameC², ...

¹Department of, Faculty, University, address street, No., ZIP, City, Country, authorA@institution.edu

²Institute of, Department of, address street, No., ZIP, City, Country, authorB@institution.edu, authorC@institution.edu

Abstract: These instructions provide **guidelines for preparing papers** for the MEASUREMENT SCIENCE REVIEW (MSR) online journal. Use this document as a template if you are using \LaTeX . The body of the manuscript should be **limited to 10 pages** and preceded by an **Abstract limited to about 10 lines**, followed **up to 6 keywords**. The Abstract will be also published in the appropriate PAPER SECTION of the journal together with authors' names and the paper title. Do not cite references in the abstract. The abstract should briefly summarize the content of the paper and address the following points: briefly state the problem or issue addressed; provide a brief summary of the results and findings; and give brief concluding remarks on the study outcomes.

Keywords: List up to 6 keywords, e.g. magnetic measurement, imaging, magnetic susceptibility, calculation, microwave frequencies

1. INTRODUCTION

This document is a template for \LaTeX . Please use the font size and the page setup as in this template.

Submissions to the journal Measurement Science Review (MSR) should be organized in the following sections: **Introduction, Subject & Methods, Results, Discussion, Conclusion, Appendix, Acknowledgment and References**.

The topic of the article should be defined CLEARLY and a short review of existing solutions and a comparison with the authors' results should be given.

2. SUBJECT & METHODS

Main ideas, theory, mathematical formulations should be provided, including the data on the measuring method and instruments as well as experimental results. This part should be accompanied by specific references.

3. RESULTS

Results should be briefly summarized and authors' main scientific contributions should be demonstrated.

4. DISCUSSION

Discussion, if needed, must appear before the Conclusion.

5. GUIDELINES FOR MANUSCRIPT PREPARATION

This section gives you guidelines for preparing papers for MSR.

If your paper does not conform to the required format, you will be asked to fix it.

A. Selecting a template

This document is a template for \LaTeX for MSR. The template is used to format your paper and style the text. You must use this document as both an instruction set and as a template into which you type your own text.

First, confirm that you have the correct template. Do not reuse your past papers as a template, even if your past papers conformed to the required format. To prepare your paper for submission, always download the most recent copy of this template from the journal website and read the format instructions in this template before you use it for your paper.

B. Abbreviations and acronyms

Define abbreviations, symbols and acronyms the first time they are used in the text, even after they have already been defined in the abstract.

C. Page setup and styles

The paper should be prepared in A4 format (210 x 297 mm). All margins and column widths are built-in in the template; do not alter them.

Please use the \LaTeX default environments, predefined styles will be generated automatically.

D. Identify the sections

Two levels of sections should be used (styles `\section{}` and `\subsection{}`). When the sections are used, section numbers are not required to be typed in because they will be automatically numbered by the predefined multilevel list. If necessary, you can use the 3rd level not numbered section (style `\subsubsection{}`).

E. Figures and tables

You should place the figures and tables in appropriate locations within the manuscript after they are cited in the text. Center figures and tables in a given column (see Fig. 1 and Table 1). Large figures and tables may span both columns using `figure*` and `table*` environment (see Fig. 2).

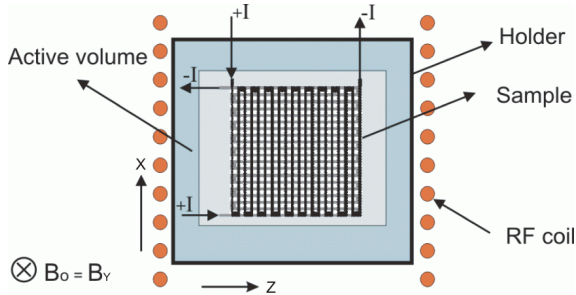


Fig. 1. The designed structure based on ABC technology, very useful for applications in the industrial measurements.

Table 1. Chemical bonds associated with biological processes and their approximate energies.

Bond	Energy [kJ/mol]	Energy export $\times 10^{-19}$ [J]
Ionic	~ 700	11.6
Covalent IV	1100 - 1300	15.5 - 17.8
Covalent III	800 - 1000	13.3 - 16.6
Covalent II	500 - 700	8.3 - 16.6
Covalent I	300 - 500	4.98 - 8.3

All figures and tables are numbered automatically, consecutively in the order they appear in your paper. Figures have their own sequence of numbers starting from Fig. 1. Tables have their own sequence of numbers starting from Table 1.

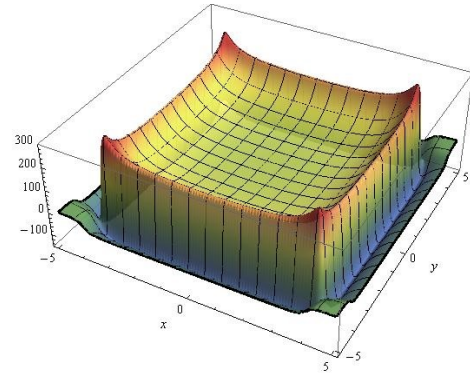
Figures, see Fig. 1, (format .eps or .pdf), files should be named following this convention: Fig1, Fig2, Fig3, etc.

References made in the text should use this number, as shown in Fig. 1, Fig. 3(a), Table 1, etc. Use the abbreviation “Fig. 1”, even at the beginning of a sentence. Do not abbreviate “Table”. Use multiple references according to the following examples:

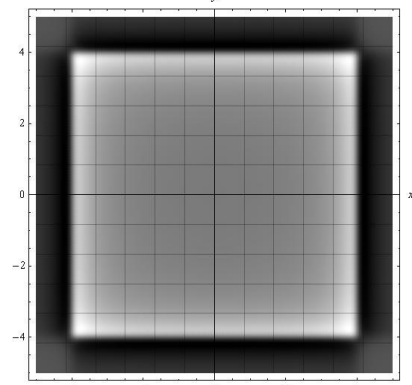
- Fig. 1, Fig. 3(b), Table 1,
- Fig. 1 and Fig. 3,
- Fig. 2 to Fig. 4 or Fig. 2 – Fig. 4,
- Table 2 to Table 4 or Table 2 – Table 4.

Place figure captions below the figures; place table captions above the tables, using `\caption{Your caption text.}`. Single-line captions must be centered. Multi-line captions must be justified.

Subfigures in multipart figures should be inserted separately or as one figure. The subfigure labels should appear centered below each subfigure in the format of (a), (b), (c), see Fig. 2 and Fig. 3.



(a)



(b)

Fig. 2. Computational results for magnetic field H_z . (a) 3D plot of the simple rectangular coil. (b) Density plot of relative values.

Do not put borders around the outside of your figures. Use only top and bottom borders for your tables and header rows (see Table 1).

F. Equations

Use standard \LaTeX equations. Equations are numbered consecutively and automatically with equation numbers in parentheses flushed with the right margin, as in (1). In text, write the equation number in parentheses.

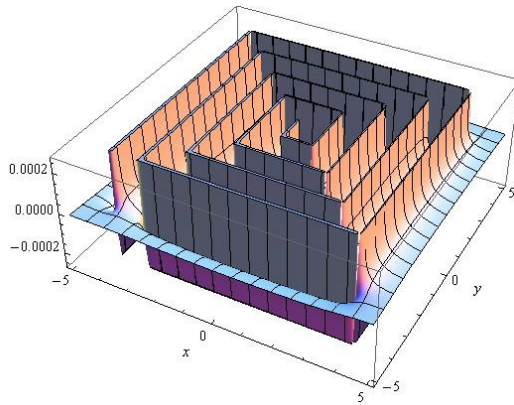
$$\frac{f_{os}}{2L} = f^s > f_{\max} \Rightarrow E_{kv} = \frac{Q}{\sqrt{12}\sqrt{2L}} \quad (1)$$

where $Q \dots$ and $L \dots$

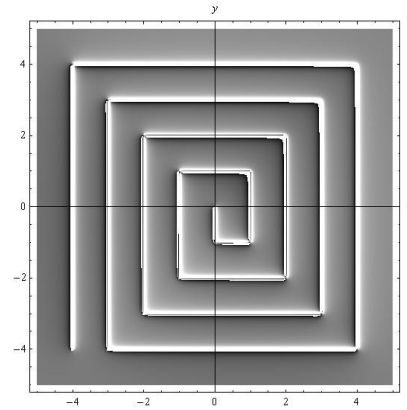
Ensure that the symbols in your equation have been defined before the equation appears or immediately following it. Refer to “(1)”, not “Eq. (1)” nor “equation (1)”, except at the beginning of a sentence: “Equation (1) is ...”

G. Programs and codes

If necessary, include parts or entire texts of your programs using our `code float` environment with caption (see Code 1). For the text formatting in this environment use built-in `verbatim` environment or `listings` package. Try to fit text of code in one column. Wide programs may span across both columns. If so, place them at the top or bottom of the corresponding page using our `code* float` environment.



(a) 3D plot of relative values.



(b) Density plot of relative values.

Fig. 3. Calculated magnetic field H_z of the planar meander rectangular coil in limited plot range.

Code 1. Source code caption.

```

void main(void)
{ WDTCTL = WDTPW + WDTHOLD; //Stop watchdog
  P3DIR |= 0x01;             //P3.0 - output
  for (;;)
  { unsigned int i; i = 50000;
    do i--;
    while (i != 0);           //SW Delay
    P3OUT ^= 0xFF;            //Toggle P3.0
  }
}

```

H. Units

Please note the following points:

1. Use either SI (MKS) or CGS as primary units. (SI units are encouraged.)
2. Use a zero before decimal points: “0.75”, not “.75”.
3. Use an unbreakable space between number and unit (tilde, i.e. ~) to keep them from separating at line breaks: 2~cm, not 2 cm.

I. References

See the end of this document for formats and examples of common **reference types**: journal article [1], book [2], book chapter [3], conference proceedings article [4], thesis [5], report/patent [6], standard [7], online web page [8].

For preparation of the references use BiBTeX with preferred MSRarticle.bst bibliography style. See an illustrative MSRTemplate.bib file with simple BiBTeX database for used reference types. Otherwise, if you manage references manually, be sure that each source you cite in the paper must appear in your reference list; likewise, each entry in the reference list must be cited in your text. **Please verify that items in the reference list are not duplicated.** Before submitting your article, please ensure you have checked your paper for any relevant references you have missed.

Please pay attention to spelling, capitalization and punctuation. Accuracy and completeness of references are the responsibility of the author.

For references in text use \cite{identifier}. When citing a section in a book, please give the relevant page numbers [3]. In sentences, refer simply to the reference number, as in [1]. Do not use “Ref. [1]” nor “reference [1]” except at the beginning of a sentence: “Reference [1] shows...”. Multiple references are each numbered with separate brackets (e.g. [2], [3], [7], [1]-[3]). The sentence punctuation follows the brackets [2].

6. EDITORIAL POLICY

At least two favorable reviews are required for a paper to be accepted for publication.

- a. For regular papers, the editors additionally determine suitability, which is different from a judgment of whether the paper is sound or flawed.
- b. The editors consider whether the paper contributes significant new material, is within the scope of the journal or is more suited to another journal.
- c. Unreadable English is a valid reason for rejection.
- d. Authors of rejected papers may revise and resubmit them to the MSR as regular papers, whereupon they will be reviewed by two new referees.

7. PUBLICATION PRINCIPLES

MSR is a **peer-reviewed**, archival journal in science and technology related to the theory of measurement, measurement of physical quantities and measurement in biomedicine.

The paper must have a character of a basic scientific research paper in the “Measurement Science” field, (new theory, analysis, synthesis, modelling, new measurement method, new sensors, data processing, data interpretation, graphical evaluation, new results, etc.).

Authors should consider the following points:

- i. Technical papers submitted for publication must advance the state of knowledge and **must cite relevant prior work**.
- ii. The length of the submitted paper is limited to a **maximum of 10 pages** and should be commensurate with the importance of the work and appropriate to its complexity.

- iii. **Abstract** is limited to **10 lines**.
- iv. Authors must convince both peer reviewers and the editors of the scientific and technical merit of the paper; the quality of evidence is higher when **extraordinary or unexpected results are reported**.
- v. Papers are published proportionally to the chronological sequence and according to the scientific quality of papers.

8. CONCLUSIONS

A conclusion section is required. It presents a critical analysis, interpretation and evaluation of the obtained results.

Conclusion may review the main points of the paper but do not replicate the abstract in the conclusion. Conclusion might elaborate on the major findings and importance of the work or suggest applications and extensions.

APPENDIX

Appendixes, if needed, must appear before the Acknowledgment.

ACKNOWLEDGMENT

Use the singular heading even if you have many acknowledgments.

REFERENCES

- [1] Stein, G. J., Chmurny, R., Rosik, V. (2011). Compact vibration measuring system for in-vehicle applications. *Measurement Science Review* 11(5), 154–159. <https://doi.org/10.2478/v10048-011-0030-1>.
- [2] Kleiner, F. S., Mamiya, C. J., Tansey, R. G. (2001). *Gardner's art through the ages*, (11th ed.). Harcourt College Publishers, ISBN 9780534167035. (ISBN or DOI link like <https://doi.org/10.1109/5.771073>).
- [3] Roll, W. P. (1976). ESP and memory. In *Philosophical Dimensions of Parapsychology*. American Psychiatric Press, 154–184. ISBN 9780534167035. (ISBN or DOI link at the end of reference).
- [4] Field, G. (2001). Rethinking reference rethought. In *Revelling in Reference: Reference and Information Services Section Symposium*. Australian Library and Information Association, 46–52. <https://doi.org/10.1109/5.771073>.
- [5] Begg, M. M. (2011). *Dairy farm women in the Waikato 1946-1996: Fifty years of social and structural change*. Doctoral dissertation, University of Waikato, Hamilton, New Zealand.
- [6] Osgood, D. W., Wilson, J. K. (1990). *Covariation of adolescent health problems*. NTIS No. PB 91-154 377/AS, University of Nebraska, Lincoln, US.
- [7] ISO (2008). *Uncertainty of measurement - Part 3: Guide to the expression of uncertainty in measurement (GUM: 1995)*. ISO/IEC Guide 98-3:2008.
- [8] Walker, J. (1996). *APA-style citations of electronics resources*. <https://www.cas.usf.edu/english/walker/apa.html>.

Received January xx, 2026

Accepted xx xx, 2026